

04/2021

CHAPTER  
1

# Shapes and Space




C/W

## Worksheet-1

Tick (✓) the correct word to fill in the blanks :

1. The pot is at the bottom of the shed.

top  bottom



2. The monkey is at the top of the tree.

top  bottom

3. The girl is inside the curtain.

inside  outside




4. The cat is outside the tent.


inside  outside

## Worksheet-2

1. Tick (✓) the cat nearest to the window.



2. Tick (✓) the elephant farthest from the tree.

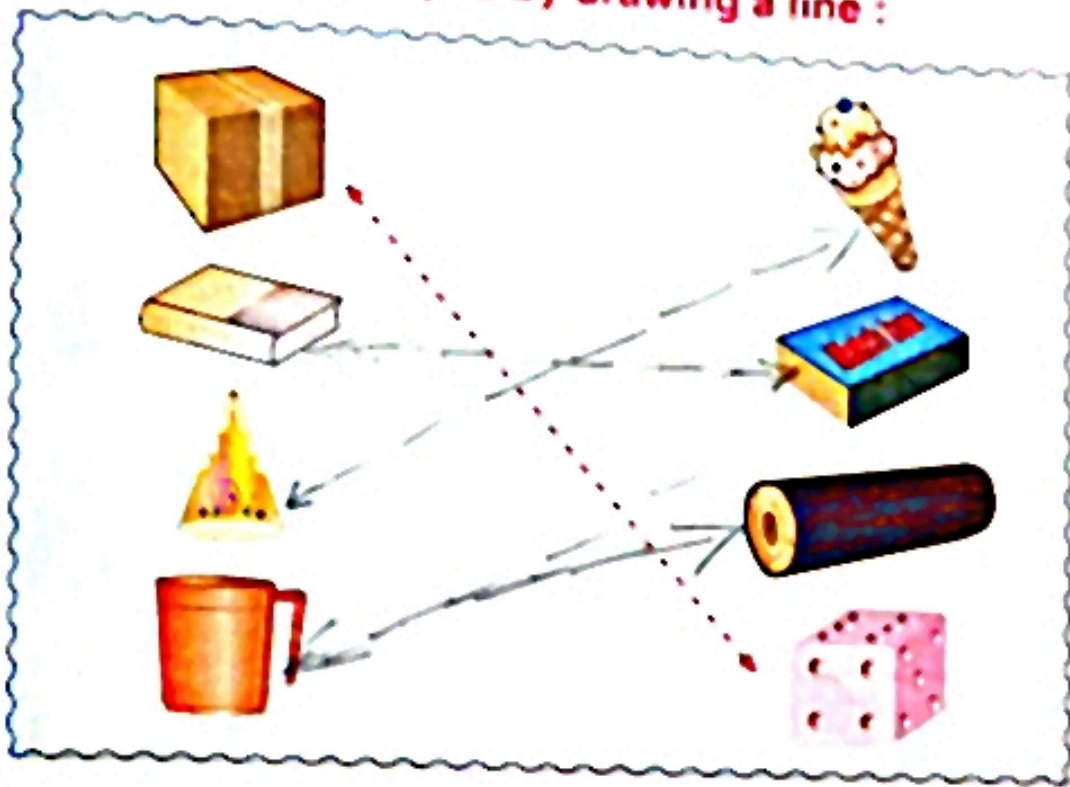


3. Tick (✓) the object above the table and cross (x) the object below the table :











# Worksheet-3

1. Match the similar shapes by drawing a line :



2. Write the name of different shapes :

HW

Shape	Name	Shape	Name
	Circle		Sphere
	Square		Cube
	Triangle		Cone
	Rectangle		Cylinder

Teacher's Signature :